



RIOLIS

not for sale

CROSS STITCH CHART

cross-stitch



18 x 24 cm
5" x 9 1/2"

Orange-cap Boletus

RIOLIS is the Russian trade mark that includes needlework kits of various difficulty levels, techniques and designs.

RIOLIS kits include all necessary materials for cross stitching.

Created by Galina Skabeeva.

We recommend for the work:
white Zweigart Aida 15 count, threads (7 colors),
a needle.


Finished size 18x24 mm.

© 2018 ООО «РИО КРАФТ» / RIO CRAFT

RIOLIS cooperates with the world's
leading manufacturers



www.riolis.com salesteam@riolis.com



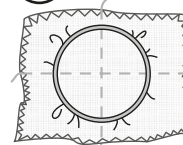
T1

Colors

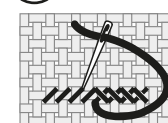
-  white
-  light yellow
-  yellow
-  peach
-  orange
-  red
-  terracotta
-  lime
-  light blue
-  grey-blue
-  black

MF	DMC	wool/acrylic RIOLIS
2233 (1,5 m)	5200 (1,5 m)	999 (7,5 m)
2186 (1 m)	712 (1 m)	998 (8,5 m)
2237 (2,5 m)	3855 (2,5 m)	229 (13 m)
2311 (1 m)	402 (1 m)	255 (5 m)
2028 (1 m)	946 (1 m)	240 (3,5 m)
2036 (1 m)	666 (1 m)	123 (4 m)
2249 (1,5 m)	918 (1,5 m)	140 (7 m)
2157 (3 m)	3819 (3 m)	350 (15 m)
2277 (2 m)	828 (2 m)	401 (9,5 m)
2168 (1 m)	932 (1 m)	417 (4,5 m)
2232 (0,5 m)	310 (0,5 m)	900 (2 m)

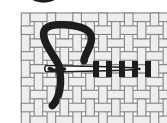
T2



T3



T4



White Zweigart
Aida 15 count
Finished size of
the item 18x24 cm

Please read the manual to avoid mistakes!

- First it is advisable to find the center of the canvas (**T2**). Combine it with the design center, shown by arrows on the chart.
- The work is made with a cross-stitch in **2-thread cross-stitch**.
- Check the color of the threads in **T1**.
- The work will look good if all upper stitches are inclined in one direction (**T3**).
- Try to avoid making knots. At the beginning fasten off your thread by doing several stitches over the fabric that afterwards will be hidden by the embroidery. In following put the thread end under the stitches on the reverse side to fasten it off (**T4**).
- When finished iron the reverse side of the design.